

F

E

D

C

B

A

RoHS Compliant

SYMBOL

REVISION

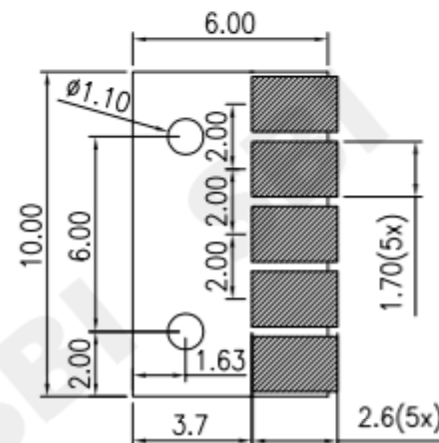
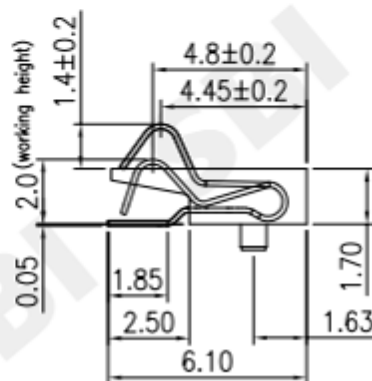
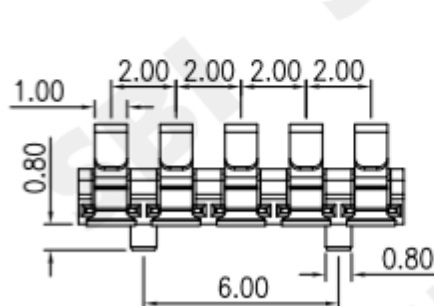
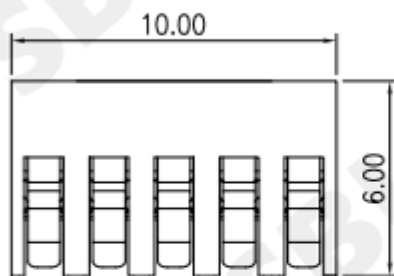
APPROVAL

DATE

SPECIFICATIONS

- ELECTRICAL CHARACTERISTICS:
 - 1-1.RATING: DC 5V 3A
 - 1-2.CONTACT RESISTANCE: 30mΩ MAX(INITAL)
 - 1-3.DIELECTRIC WITHSTANDING VOLTAGE: 500V AC FOR ONE MINUTE
 - 1-4.INSULATION RESISTANCE: 500MΩ MIN, MEASURED BY 500V DC
- LIFE TEST:MECHANICAL LIFE TEST 5,000 CYCLES.

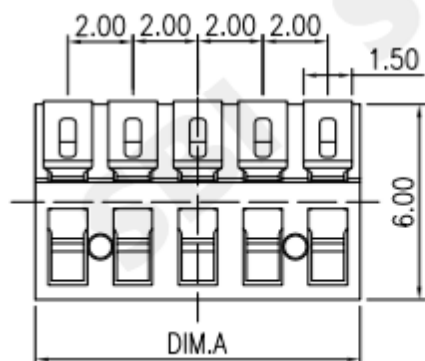
No:of pins	Dimension DIM.A
02	4.00
03	6.00
04	8.00
05	10.00
06	12.00
07	14.00
08	16.00



RECOMMENDED PCB LAYOUT
TOP VIEW(.XX±0.05)



CIRCUIT



NO.	PARTS	MATERIAL	QTY.	FINISHING
3	CONTACT TERMINAL	C5210	5	Au PLATED
2	EARTH TERMINAL	C5210	5	Au PLATED
1	HOUSING	LCP	1	BLACK

SMART BILLION INDUSTRIAL LIMITED

COPYRIGHT RESERVED,PLEASE DO NOT COPY.

PART NAME

CONNECTOR

DRAWING

Z.L.Liang

DWG.No.

CL0051

PART NO.

CL-050-E-5P

CHECK

G.C.Chen

REV.

A0



UNIT : mm

TOLERANCE UNLESS OTHERWISE SPECIFIED

UP TO 5	±0.2
ABOVE 5 ~30	±0.3
ABOVE 30	±0.5
ANGLE	±3°

ANGLE

APPROVAL

G.C.Chen

DATE

2022-Jul-02

SCALE

1:1

PAGE

1 OF 1

F

E

D

C

B

A