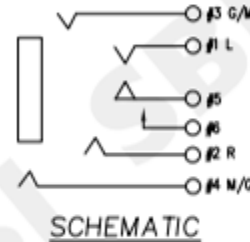
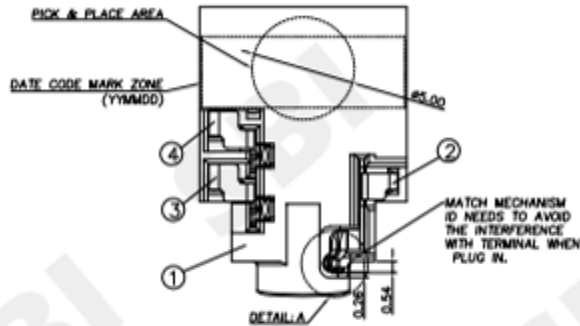


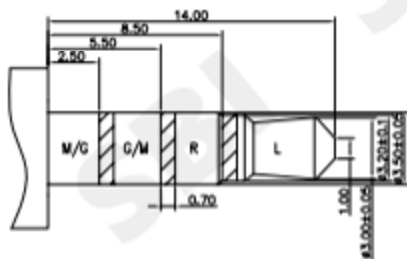
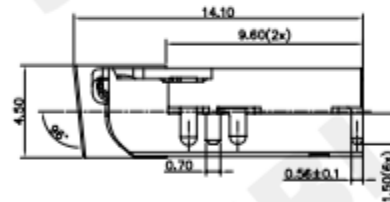
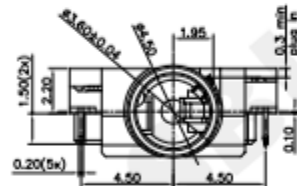
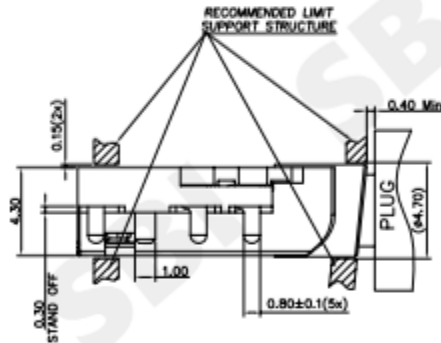
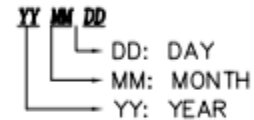
RoHS
Compliant

SYMBOL	REVISION	APPROVAL	DATE

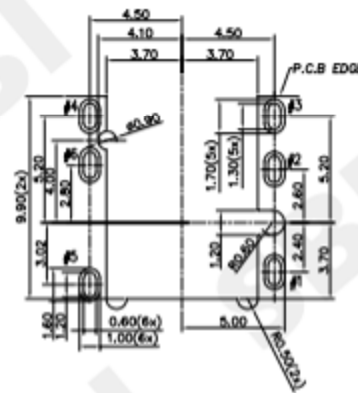
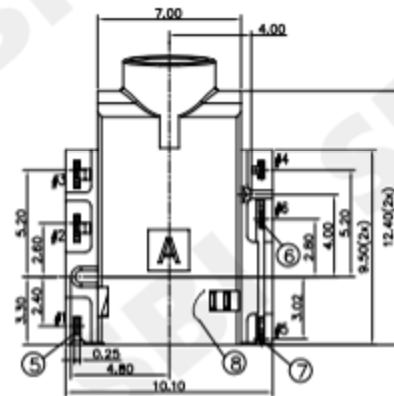


SPECIFICATIONS

- ELECTRICAL CHARACTERISTICS:
 - 1-1.RATING: DC 12V 1A
 - 1-2.CONTACT RESISTANCE: 50mΩ MAX(INITIAL)
 - 1-3.DIELECTRIC WITHSTANDING VOLTAGE: 500V AC FOR ONE MINUTE
 - 1-4.INSULATION RESISTANCE: 100MΩ MIN,MEASURED BY 500V DC
- MECHANICAL CHARACTERISTICS:
 - 2-1.INSERTION FORCE: 0.8KgF-3.0KgF(AFTER 5 INSERTION CYCLES);
 - 2-2.WITHDRAWAL FORCE: 0.6KgF-1.8KgF(AFTER 5 INSERTION CYCLES);
- LIFE TEST: 2,000 CYCLES MIN
- PACKING: TAPE & REEL
- FOR HAND SOLDERING LEAD FREE PROCESS
- PRINTED DATE CODE "YY MM DD ON TOP OF CONNECTOR



ø3.5 MATING PLUG



P.C.B LAYOUT
TOP VIEW



No.	DESCRIPTION	MATERIAL	QTY.	PLATING & COLOR
8	INSULATOR	PPA UL94V-0	1	BLACK
7	TERMINAL #5	C5210 0.2T	1	1μ" Au PLATED ON CONTACT AREA; 1μ" Au PLATED ON SOLDER AREA; ALL OVER 50μ" NI MIN.
6	TERMINAL #6	C5210 0.2T	1	
5	TERMINAL #1	C5210 0.25T	1	
4	TERMINAL #2	C5210 0.2T	1	
3	TERMINAL #3	C5210 0.2T	1	1μ" Au PLATED ON CONTACT AREA; 1μ" Au PLATED ON SOLDER AREA; ALL OVER 50μ" NI MIN.
2	TERMINAL #4	C5210 0.2T	1	
1	HOUSING	PA4T UL94V-0	1	BLACK

SMART BILLION INDUSTRIAL LIMITED

COPYRIGHT RESERVED,PLEASE DO NOT COPY.

PART NAME	AUDIO JACK	DRAWING	Z.L.Liang	DWG.No.
PART NO.	ST-3598-TR	CHECK	G.C.Chen	REV. A0
UNIT : mm	TOLERANCE UNLESS OTHERWISE SPECIFIED	APPROVAL	G.C.Chen	DATE 2020/10/09
	UP TO 5 ±0.2	SCALE	1:1	PAGE 1 OF 1
	ABOVE 5 ~30 ±0.3			
	ABOVE 30 ±0.5			
	ANGLE ±3°			