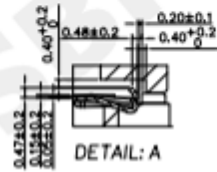
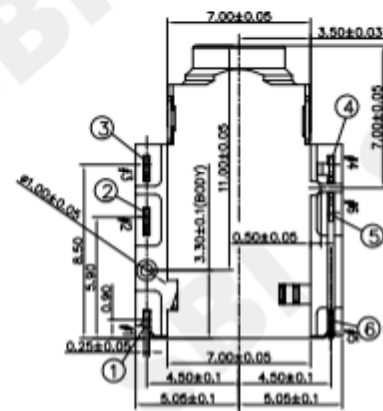
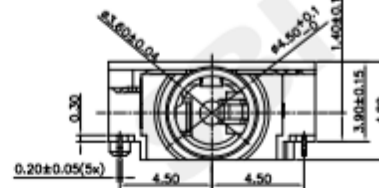
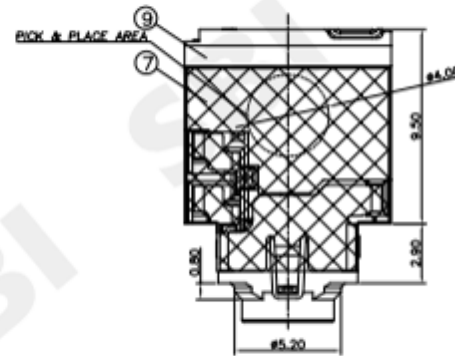
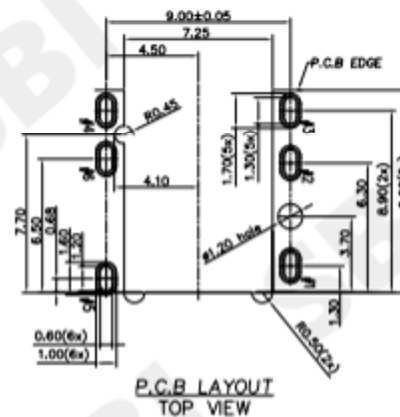
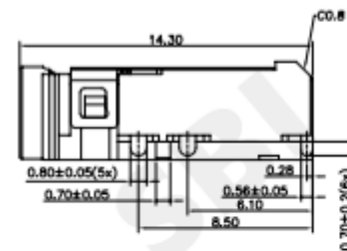
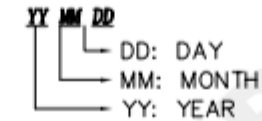


RoHS
Compliant

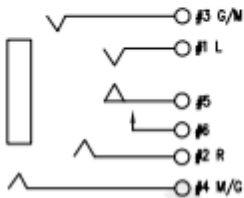
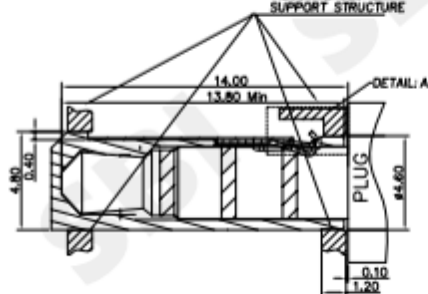
SYMBOL	REVISION	APPROVAL	DATE

SPECIFICATIONS

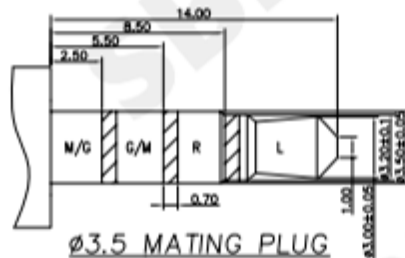
- ELECTRICAL CHARACTERISTICS:
 - RATING: DC 12V 1A
 - CONTACT RESISTANCE: 30mΩ MAX(INITAL)
 - DIELECTRIC WITHSTANDING VOL TAGE: 500V AC FOR ONE MINUTE
 - INSULATION RESISTANCE: 100MΩ MIN,MEASURED BY 500V DC
- MECHANICAL CHARACTERISTICS:
 - INSERTION FORCE: 0.8Kgf-3.0Kgf;
2.5Kgf MAX(AFTER LIFE TEST)
 - WITHDRAWAL FORCE: 0.6Kgf-1.8Kgf;
0.5Kgf min(AFTER LIFE TEST)
- LIFE TEST: 2,000 CYCLES MIN
- PACKING: TAPE & REEL
- FOR HAND SOLDERING LEAD FREE PROCESS
- PRINTED DATE CODE*YY MM DD ON TOP OF CONNECTOR



RECOMMENDED LIMIT SUPPORT STRUCTURE



SCHEMATIC



Ø3.5 MATING PLUG

9	HOUSING	PA4T UL 94V0	1	GRAG (10C)
8	INSULATOR	PA10T UL 94V0	1	BLACK
7	MYLAR	PI	1	BROWN
6	TERMINAL #6	C5210-H	1	
5	TERMINAL #5	C5210-H	1	
4	TERMINAL #4	C5210-H	1	1u" Au PLATED ON CONTACT AREA; 1u" Au PLATED ON SOLDER AREA;
3	TERMINAL #3	C5210-H	1	ALL OVER 50u" NI Min.
2	TERMINAL #2	C5210-H	1	
1	TERMINAL #1	C5210-EH	1	
No.	DESCRIPTION	MATERIAL	QTY.	PLATING & COLOR

SMART BILLION INDUSTRIAL LIMITED

COPYRIGHT RESERVED,PLEASE DO NOT COPY.

PART NAME		AUDIO JACK		DRAWING		Z.L.Liang		DWG.No.	
PART NO.		ST-3595-GR-TR		CHECK		G.C.Chen		REV. A0	
UNIT :	mm	TOLERANCE UNLESS OTHERWISE SPECIFIED	UP TO 5	±0.2	ANGLE	APPROVAL	G.C.Chen	DATE	2020/07/16
			ABOVE 5 ~30	±0.3					
			ABOVE 30	±0.5					
			ANGLE	±3°					
			SCALE	1:1					
			PAGE	1 OF 1					

F

E

D

C

B

A