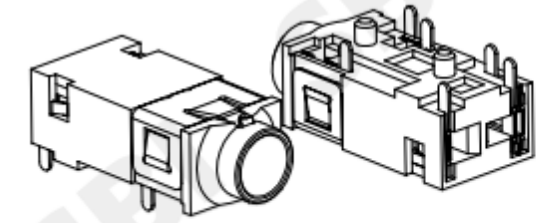
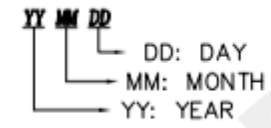


RoHS
Compliant

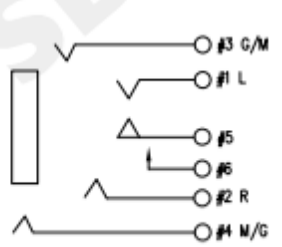
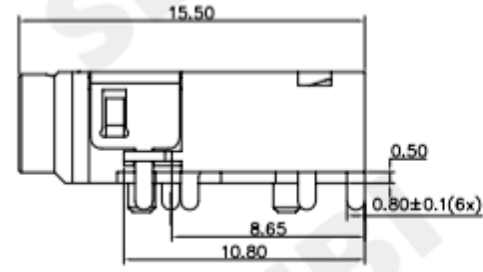
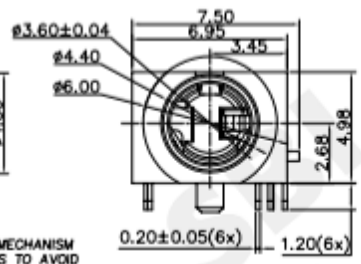
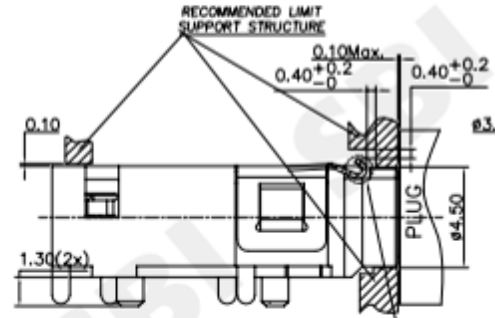
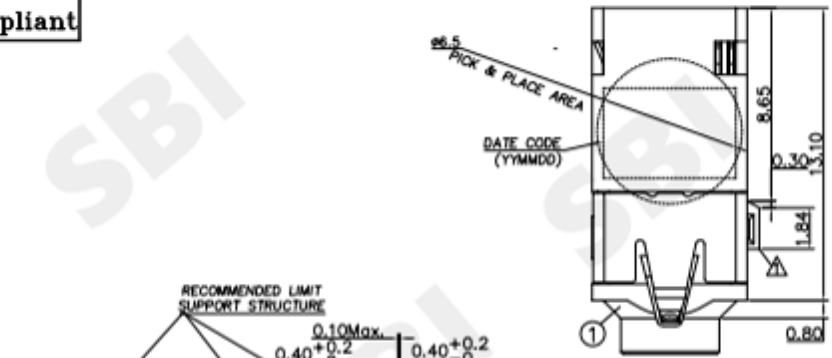
SYMBOL	REVISION	APPROVAL	DATE

SPECIFICATIONS

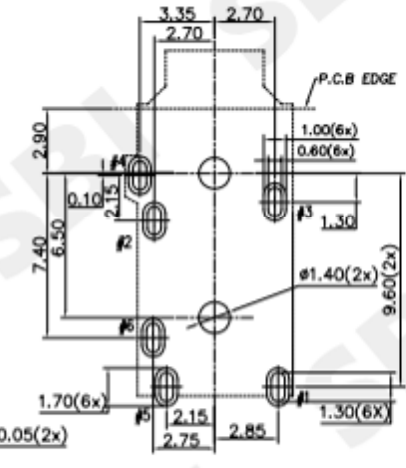
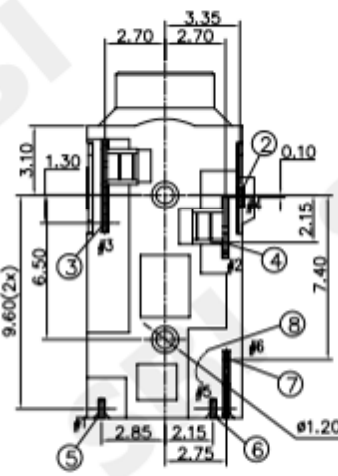
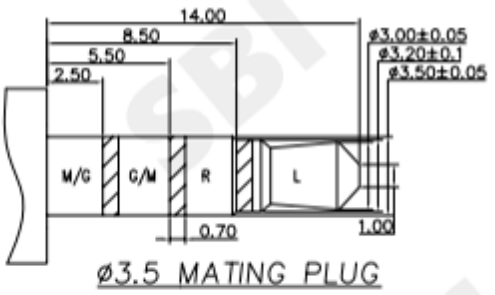
- ELECTRICAL CHARACTERISTICS:
 - 1-1.RATING: DC 12V 1A
 - 1-2.CONTACT RESISTANCE: 50mΩ MAX(INITAL)
 - 1-3.DIELECTRIC WITHSTANDING VOL TAGE: 500V AC FOR ONE MINUTE
 - 1-4.INSULATION RESISTANCE: 100MΩ MIN,MEASURED BY 500V DC
- MECHANICAL CHARACTERISTICS:
 - 2-1.INSERTION FORCE: 0.8KG-3.0Kgf
2.5Kgf MAX(AFTER LIFE TEST)
 - 2-2.WITHDRAWAL FORCE: 0.6KG-1.8Kgf
0.5Kgf min(AFTER LIFE TEST)
- LIFE TEST: 2,000 CYCLES MIN
- PACKING: TAPE & REEL
- FOR HAND SOLDERING LEAD FREE PROCESS
- PRINTED DATE CODE "YY MM DD" ON TOP OF CONNECTOR



No.	DESCRIPTION	MATERIAL	QTY.	PLATING
8	INSULATOR	PPA UL 94V0	1	BLACK
7	TERMINAL #6	C5210	1	1μ" Au PLATED ON CONTACT AREA; 1μ" Au PLATED ON SOLDER AREA; ALL OVER 50μ" Ni Min.
6	TERMINAL #5	C5210	1	"SEE TABLE" ON CONTACT AREA GOLD FLASH ON SOLDER AREA; ALL OVER NICKEL 50μ"MIN,PLATING
5	TERMINAL #1	SUS304	1	
4	TERMINAL #2	C5210	1	
3	TERMINAL #3	C5210	1	
2	TERMINAL #4	C5210	1	
1	HOUSING	PA4T UL94V0	1	BLACK



SCHEMATIC



P.C.B LAYOUT
TOP VIEW

SMART BILLION INDUSTRIAL LIMITED

COPYRIGHT RESERVED,PLEASE DO NOT COPY.

PART NAME		AUDIO JACK (4 POLES)		DRAWING		Z.L.Liang		DWG.No.	
PART NO.		ST-3585-H5-TR		CHECK		G.C.Chen		REV. A0	
UNIT :	TOLERANCE UNLESS OTHERWISE SPECIFIED	UP TO 5	±0.2	ANGLE	APPROVAL	G.C.Chen	DATE	2021/06/20	PAGE
	mm	ABOVE 5 ~30	±0.3						