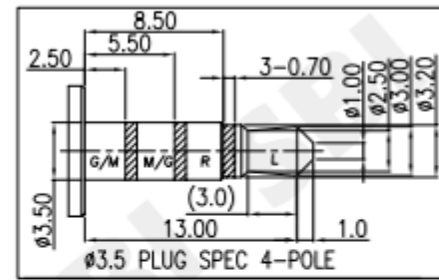
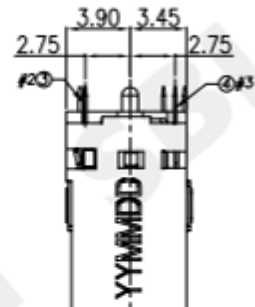
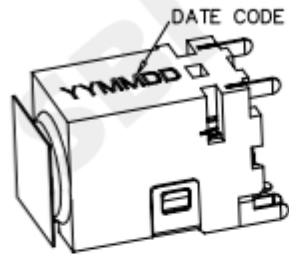


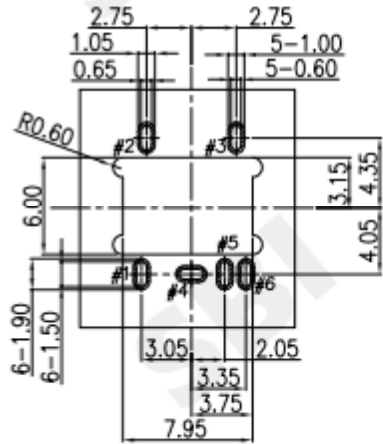
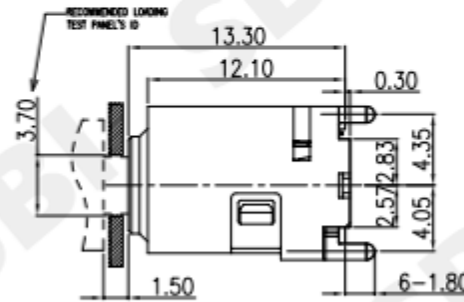
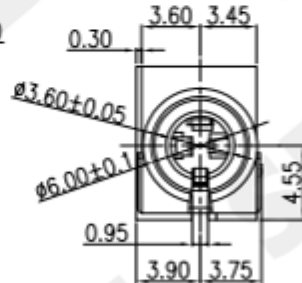
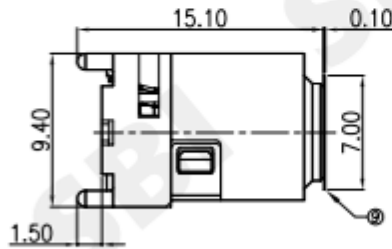
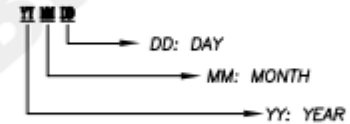
RoHS
Compliant

SYMBOL	REVISION	APPROVAL	DATE

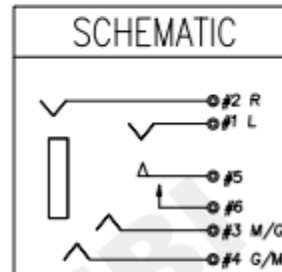
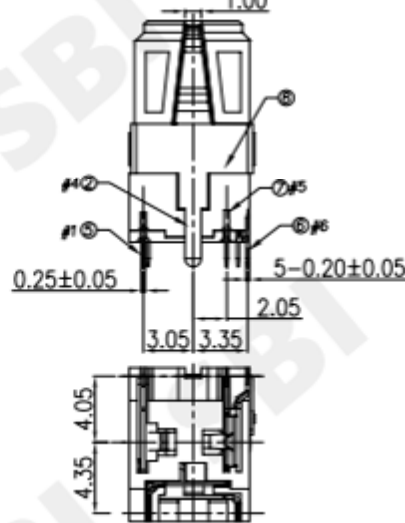


NOTES:

- MATERIAL: SEE "TABLE 1"
- FINISH: SEE "TABLE 1"
- ELECTRICAL:
 - VOLTAGE RATING: 12 VAC RMS
 - CURRENT RATING: 1 AMP
 - CONTACT RESISTANCE: 50mΩ Max.(Initial), 100mΩ Max.(After Life test)
 - INSULATION RESISTANCE: 100 MΩ Min., 500VDC.(Initial), 50 MΩ Min., 500VDC.(After Humidity test)
 - WITHSTAND VOLTAGE: 500 VAC RMS 50(60)Hz, 1 minute
- INITIAL:
 - INSERTION FORCE: 0.5~3.0Kgf
 - WITHDRAWAL FORCE: 0.5~3.0Kgf
- OPERATING LIFE: 5000 CYCLES MIN.
- PRINTED DATE CODE "YY MM DD" ON TOP OF CONNECTOR



RECOMMENDED P.C.B LAYOUT
TOP VIEW (TOLERANCE:±0.05)



NO.	PARTS	MATERIAL	QTY.	FINISHING
9	MYLAR	T=0.10 KAPTON	1	BLACK
8	Separator	PPA UL 94V-0	1	BLACK
7	Transfer terminal	C5210	1	Gold Flash on contact area, Gold Flash solder area, ALL Over 50u" Nickel
6	Make terminal	C5210	1	G/F Or Au 30u" on contact area, Gold Flash solder area, ALL Over 50u" Nickel
5	Tip-Spring	SUS301-1/2H	1	
4	Ring B	C5210	1	G/F Or Au 30u" on contact area, Gold Flash solder area, ALL Over 50u" Nickel
3	Ring A	C5210	1	
2	Earth-Spring	C5210	1	G/F Or Au 30u" on contact area, Gold Flash solder area, ALL Over 50u" Nickel
1	Body	PPA UL 94V-0	1	

SMART BILLION INDUSTRIAL LIMITED

COPYRIGHT RESERVED, PLEASE DO NOT COPY.

PART NAME	PHONE JACK(STEREO)	DRAWING	Z.L.Liang	DWG.No.	
PART NO.	ST-3579	CHECK	G.C.Chen	REV.	A0
UNIT: mm	TOLERANCE UNLESS OTHERWISE SPECIFIED	ANGLE	G.C.Chen	DATE	2020/09/17
	UP TO 5 ±0.2	0°±3'	SCALE	PAGE	1 OF 1
	ABOVE 5~30 ±0.3				
	ABOVE 30 ±0.5				
	ANGLE ±3'				