
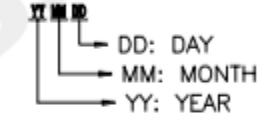


RoHS
Compliant

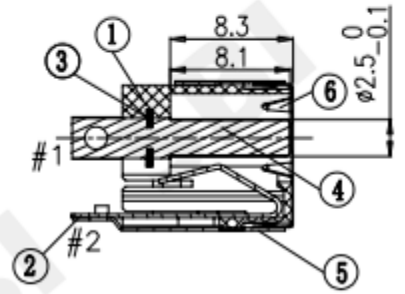
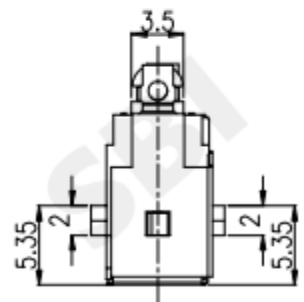
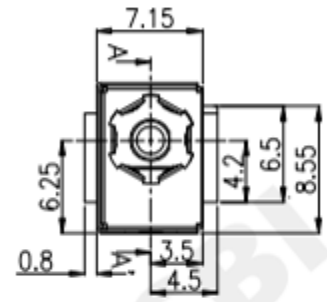
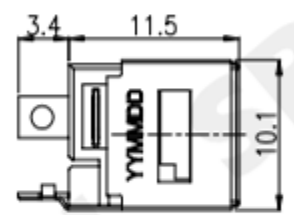
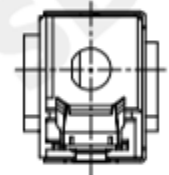
SYMBOL	REV.	REVISION	APPROVAL	DATE

SPECIFICATIONS

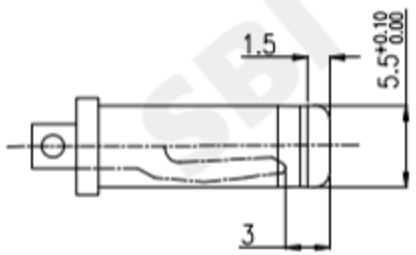
- ELECTRICAL CHARACTERISTICS:
 - 1-1.RATING: DC 20V 10A
 - 1-2.CONTACT RESISTANCE: 30mΩ MAX(INITIAL)
 - 1-3.DIELECTRIC WITHSTANDING VOL TAGE: 500V AC FOR ONE MINUTE
 - 1-4.INSULATION RESISTANCE: 100MΩ MIN,MEASURED BY 500V DC
- MECHANICAL CHARACTERISTICS:
 - 2-1.INSERTION FORCE: INITIAL:2.5kgf Max.
 - 2-2.WITHDRAWAL FORCE: INITIAL:1.0-2.5kgf.
- LIFE TEST:5,000 CYCLES MIN
- PACKING:TAPE & REEL
- FOR HAND SOLDERING LEAD FREE PROCESS
- PRINTED DATE CODE "YY MM DD" ON TOP OF CONNECTOR



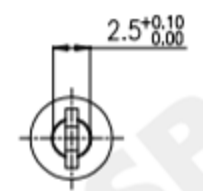
DATE CODE



A-A' SECTION



MATING PLUG $\phi 5.50$



SCHEMATIC



No.	DESCRIPTION	MATERIAL	PLATING
6	GROUND	SUS	N/A
5	SHIELDING	C2680	Ni 60u" Min
4	PIN	BRASS	Gold Flash Over Ni60u" Min
3	TERMINAL	SUS	N/A
2	TIP SPRING	C5210	Ag:20u" Min Over Ni60u"Min
1	BODY	PPA	BLACK COLOR

SMART BILLION INDUSTRIAL LIMITED

COPYRIGHT RESERVED,PLEASE DO NOT COPY.

PART NAME	DC POWER JACK	DRAWING	Z.L.Liang	DWG.No.	
PART NO.	DS-126-25	CHECK	G.C.Chen	REV.	A0
UNIT: mm	TOLERANCE UNLESS OTHERWISE SPECIFIED	ANGLE	G.C.Chen	DATE	2019/04/17
	X ± 0.3 X.X ± 0.25 X.XX ± 0.2	±2°	SCALE	1:1	PAGE 1 OF 1